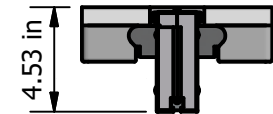
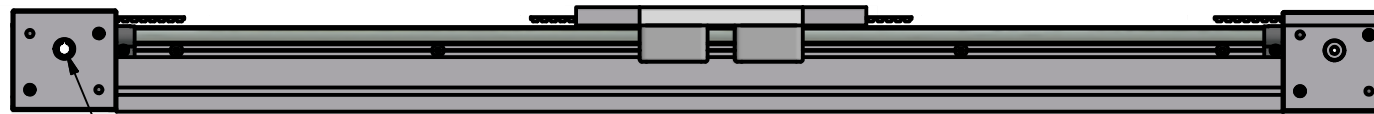
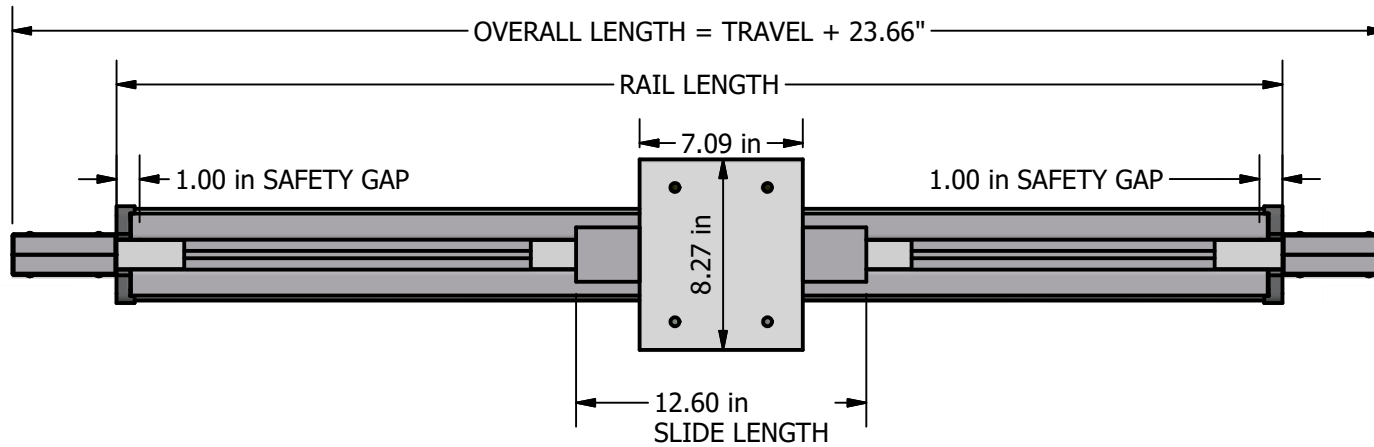
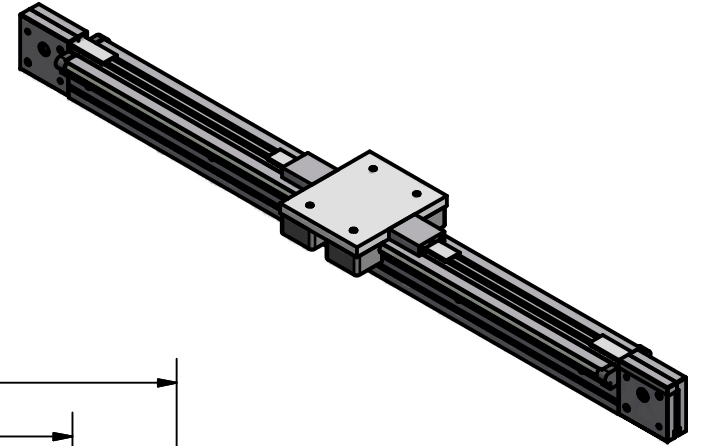


TRAVEL = RAIL LENGTH - SLIDE LENGTH -(2X SAFETY GAP)

TO RECEIVE A QUOTE PLEASE SPECIFY:

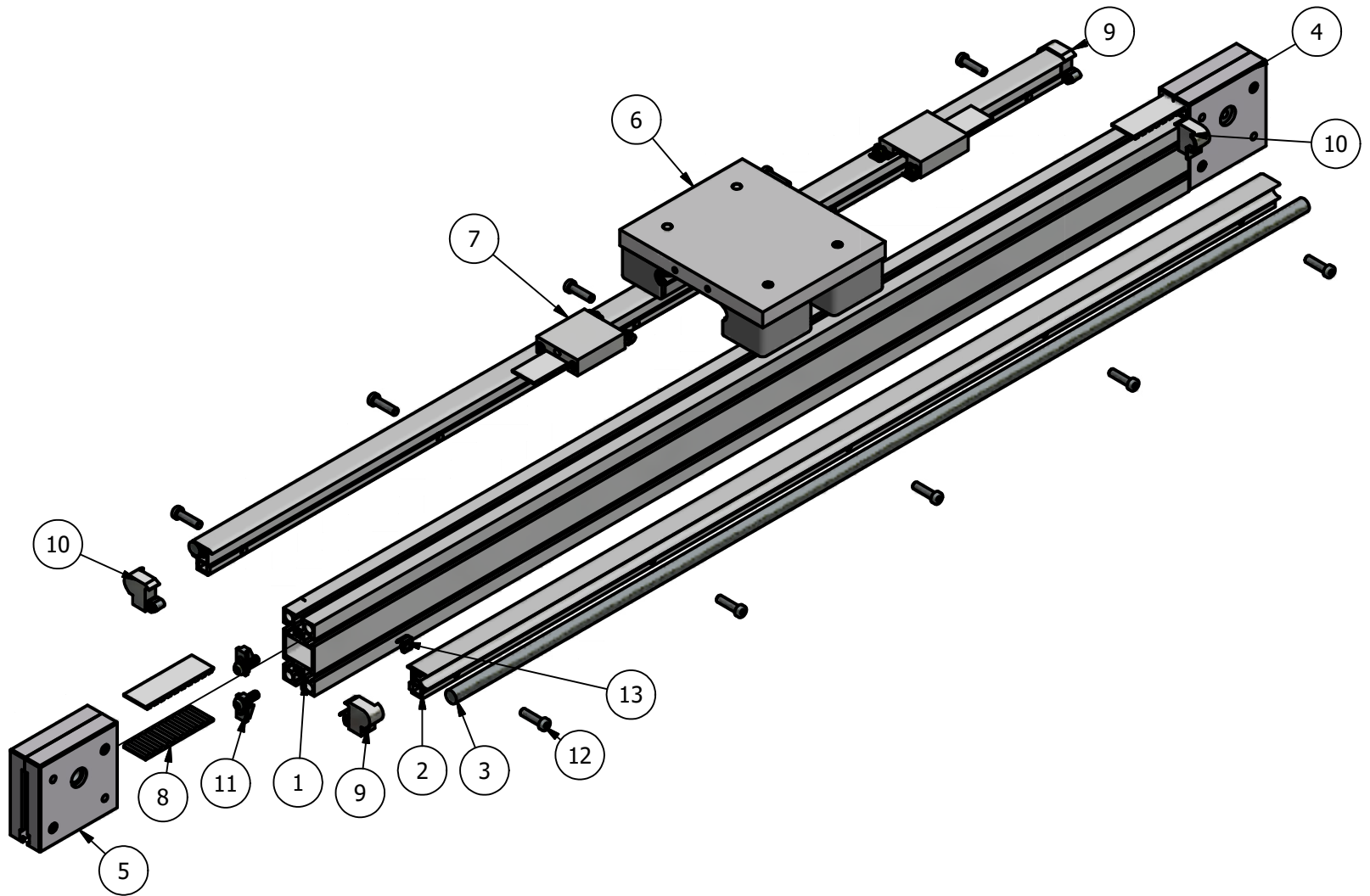
1) TRAVEL LENGTH = _____

2) ØBORE & KEYWAY = _____



SPECIFY BORE & KEYWAY

PROJECT SP020613-1 LR16-T45			WWW.MINITECFRAMING.COM VICTOR, NY PH # 585 924-4690 DIRECT 585 398-1240 EXT 104 FX # 585 924-4821 amoles@minitecframing.com	
DRAWN BY ANDY MOLES				
DATE 2/6/2013				
DRAWN FOR MINITEC'S CUSTOMER	TITLE T45 LR16 TIMING BELT POSITIONER	DWG NO SP020613-1	REV	
TOLERANCES UNLESS OTHERWISE NOTED .X +/- .125" .XX +/- .015" .XXX +/- .010"		MATERIAL	FINISH	
				SHEET 1 OF 2



PARTS LIST QTY 1			
ITEM	PART #	DESCRIPTION	QTY
1	20.1009	PROFILE 45X90	1
2	28.0019	SHAFT SUPP PROF 16mm	2
3	17.1743	SHAFT 16	2
4	28.0614	TIMING BELT PULLEY T45	1
5	28.0614/5	TIMING BELT PULLEY T45 SPECIFY BORE & KEYWAY	1
6	28.0810	SLIDE LR16-45	1
7	28.0090	TIMING BELT TENSIONER	2
8	28.0093	TIMING BELT 32 AT 10	1
9	28.0808	SHAFT RETENTION DEVICE RIGHT LR 16	2
10	28.0809	SHAFT RETENTION DEVICE LEFT LR 16	2
11	21.0818	POWER-LOCK SF	4
12	21.1206	M8 x 30 SHCS	10
13	21.1351/2	M8 SQUARE NUT POS FXG	10

PROJECT	SP020613-1 LR16-T45
DRAWN BY	ANDY MOLES
DATE	2/6/2013
DRAWN FOR	MINITEC'S CUSTOMER
TOLERANCES UNLESS OTHERWISE NOTED	X +/- .12" XX +/- .015" .XXX +/- .010"

		WWW.MINITECFRAMING.COM VICTOR, NY PH # 585 924-4690 DIRECT 585 398-1240 EXT 104 FX # 585 924-4821 amoles@minitecframing.com	
		DWG NO SP020613-1	REV
TITLE T45 LR16 TIMING BELT POSITIONER		MATERIAL FINISH	
		SHEET 2 OF 2	